

Professional Cleaning Equipment

Worldwide Innovation. Powerful Performance.



IPC Eagle



IPC Eagle Corporation is a member company of IPC (Integrated Professional Cleaning), which is one of the largest manufacturers of cleaning equipment in the world. This alliance provides for a broad range of innovative products to meet the needs and demands of the cleaning industry.


IPC Eagle offers one of the most complete lines of cleaning equipment on the market today. All of the products provide alternatives and improvements to the way work is done in our industry. Check out IPC Eagle and see why it has become one of the dominant forces in the U.S. cleaning industry.

Innovative Design, **Better Choices.**



IPC Eagle Means More Than Equipment

We provide an array of programs and services to help ensure the smooth and successful operation of your maintenance program. Our promise to our customers is total support.



Tech Support

IPC Eagle maintains a staff of top industry professionals who are available toll-free to deal with equipment and maintenance problems or questions.

Technical Training School

Our technical training school trains local distributor staff in the maintenance, service, and repair of all IPC Eagle equipment. This means that your equipment questions can be answered by the local dealer you've come to trust.

Customer Service

IPC Eagle is known throughout the industry for outstanding customer service. We are committed to keeping our customers satisfied with every purchase, every day.

Fast Parts Shipping

Our cutting-edge carousel parts system allows 24-hour parts shipping to keep your machines up and running. For you this means less waiting and less downtime.

SmartVac™

The **SmartVac™** is in a category all of its own and will change how floor surfaces are maintained. The battery-operated **SmartVac™** will vacuum carpet and sweep floors at incredible productivity rates, automatically adjusting to any surface, and even cleans its own filter. Throw away your old uprights and see a return on investment in as little as a few months.

- 24" - 32" battery vacuum and sweeper
- Multi-surface vacuum and sweeper
- Cleans up to 41,000 sq. ft./hr.
- Battery operated up to 2.5 hours
- Genius' technology—just choose the cleaning mode
- Highly maneuverable
- Picks up large debris with no worries
- Digital hour meter to measure the productivity
- Adjustable handle for easy transport and storage




SmartVac™ 464
24" Battery Vacuum Sweeper




Easy to use with two preset work programs and a display with self-diagnosis data, battery charge status, and hour meter.



Vacuum shutoff for use when sweeping wet areas.




On-board battery charger. Enables the battery to be charged anywhere.



Self-cleaning filter with cleaning frequency linked to the selected work program.



SmartVac™ 664
32" Battery Vacuum Sweeper



The brush automatically adjusts to any type of carpet or hard surface floors.

Vacuum Sweepers

The **512/712 Vacuum Sweepers** represent a revolution in the vacuum sweeping of carpets and hard surface floors. With their built-in battery chargers, large debris littergates, and battery run times of up to 4.5 hours, they bring a new level of productivity to floor maintenance.

- Cleaning rates up to 27,000-38,000 sq. ft./hr.
- Cleaning widths from 28" - 36"
- Battery or gas operated
- Built-in battery charger "Smarter Charger"
- From carpet to hard surface without adjustment
- Exceptional dry soil removal
- 5 micron dust control
- Easy to operate
- Robotically welded for maximum quality
- Electrical monitoring system will extend battery life
- High-efficiency filtration available



512
28" Cleaning Width



712
36" Cleaning Width

512R/712R Vacuum Sweepers

- Cleaning rate up to 51,000
- Cleaning width of 28" - 36"
- Built-in battery charger "Smarter Charger"
- From carpet to hard surface without adjustment

- Huge hopper capacity
- Heavy-duty chassis
- Easy to operate
- Robotically welded for maximum quality
- Dust filter replacement without tools



512R
28" Cleaning Width



712R
36" Cleaning Width

Vacuum Sweepers

Genius Sweepers

The **Genius Sweepers** are available in battery or dual-power propane versions. These unique hybrid sweepers utilize a combination of a battery electric power system and a relatively small gas/propane-powered engine to produce electricity to run its motors. A variety of sizes to choose from to fit light industrial and warehouse applications.


Patented Dual Power!

- Up to 20%¹ more power
- Limited smoke emissions
- Considerably lower fuel consumption
- Drastic cut in maintenance costs

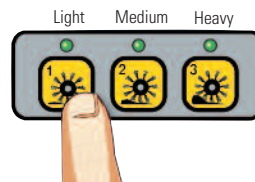
Quality components

HONDA


- Up to 6² hours running time with battery version



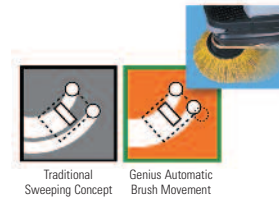
- Patented dual-power Genius technology
- Patented self-adjusting broom
- Patented self-cleaning filters
- Patented self-adjusting side broom
- Variable side broom speed
- Adjustable lift flap for large debris
- No tool broom replacement
- No tool filter replacement
- Multi-function diagnostic display



Very Easy To Use!



Patented Self-Leveling And Self-Adjusting Main Brush!



Patented Automatic Side Brush Movement—Sweeps Perfectly While Turning!



Patented Self-Cleaning Dust Filters—There's No Need To Stop!



TK500M
28" Cleaning Width

TK500M

The **TK500** manual sweeper is designed to be the easiest-to-use manual sweeper on the market. With a two-stage hopper system, it provides a level of dust control unusual in a manual sweeper. The steel frame provides long-term durability.

- Cleaning productivity up to 27,000 sq. ft./hr.
- 28" cleaning width
- One-hand operation
- Superior dust control
- Lightweight
- Large hopper capacities

¹ Genius 1200 achieves 16% more power
Genius 1400 achieves 20% more power

² Genius 1200 will get up to 5.5 hours
Genius 1400 will get up to 6 hours

Genius Sweepers

Genius 1050 (Battery Operated)

The **Genius 1050** is the perfect step up to higher productivity from walk behind units. Small enough to go through a 32" opening but large enough to clean a 39" cleaning path.

- Up to 84,000 sq. ft./hr.
- 39" cleaning width
- Genius technology with 3 programmable cleaning modes
- Spin-on, spin-off brushes
- Patented self-leveling main broom
- Patented self-cleaning filters



Genius 1050
39" Cleaning Width

Genius 1202 (Battery & Gas Operated)

The **Genius 1202** is a compact and maneuverable ride-on sweeper with a choice of three work programs for efficient cleaning of large surfaces.

- Cleans 91,000 sq. ft./hr.
- 48" cleaning width
- Climbs to 16% incline
- Genius technology with 3 programmable cleaning modes
- Available in battery or dual-power versions



Genius 1202
48" Cleaning Width



Genius 1404
58" Cleaning Width

Genius 1404 (Battery & Gas Operated)

The **Genius 1404** features a wide range of standard accessories. Its dual-power system and choice of three different brushing methods provides an answer to even the most difficult cleaning situation.

- Cleans 113,000 sq. ft./hr.
- 58" cleaning width
- Climbs to 20% incline
- Genius technology with 3 programmable cleaning modes
- Available in battery or dual-power versions